



As of December 31, 2019

**INVESTMENT STRATEGY**

The Mundoval Fund seeks long-term capital appreciation by investing in U.S. and international businesses.

The Fund's strategy focuses on value style investing by owning shares of companies believed to be trading at a discount to their intrinsic value.

**DIFFERENTIATING FACTORS**

- Portfolio Manager invested alongside clients.
- Long-term, multi-year investment horizon and low turnover of portfolio holdings.
- Consistent application of investment philosophy through market cycles.
- Conservative business valuation estimates that prioritize free cash flow generation.

**Portfolio Manager**

Arthur Q. Johnson, CFA  
Since fund inception

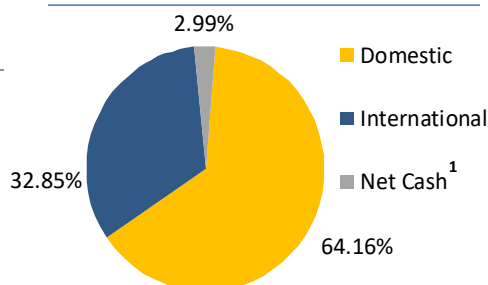
**Investment Advisor**

Mundoval Capital Management, Inc.  
7855 Ivanhoe Ave., Suite 210  
La Jolla, CA 92037  
(858) 454-4837  
[www.mundoval.com](http://www.mundoval.com)

**<sup>2</sup>RISKS & IMPORTANT CONSIDERATIONS**

Performance data quoted represents past performance. Past performance does not guarantee future results. The investment return and principal value of an investment will fluctuate so that an investor's shares, when redeemed, may be worth more or less than their original cost. All returns include change in share prices, and reinvestment of any dividends and capital gains distributions. Current performance may be lower or higher than the performance data quoted. Indices shown are broad-based, unmanaged indices commonly used to measure performance of U.S. and world stocks. These indices do not incur expenses and are not available for investment. You may obtain performance data current to the most recent month-end by calling the transfer agent at 1-877-59-FUNDS. You should consider the investment objectives, risks, and charges and expenses of the fund carefully before investing. The prospectus contains this and other information about the fund. You may obtain a prospectus by calling 1-877-59-FUNDS. The prospectus should be read carefully before investing.

**GEOGRAPHIC DIVERSIFICATION**

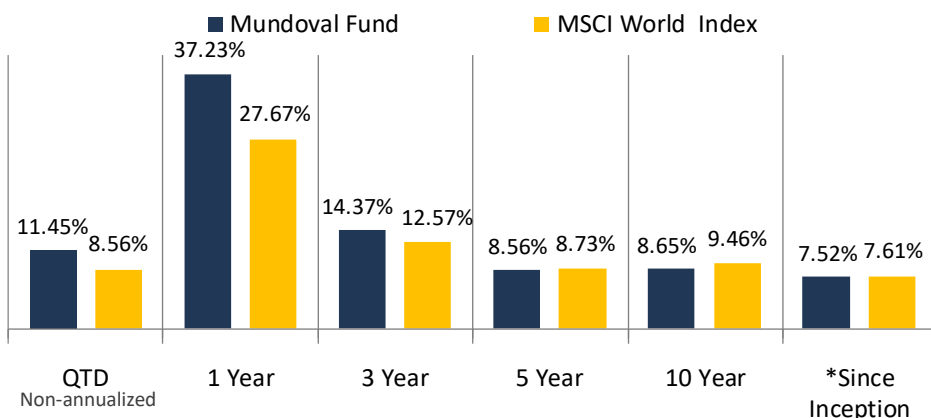


<sup>1</sup>Net Cash represents cash equivalents and other assets less liabilities.

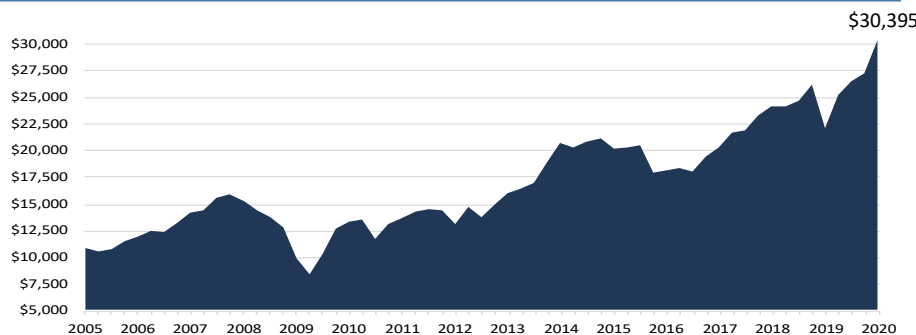
**INDUSTRY DIVERSIFICATION**

Information Technology	22.82%
Consumer Staples	18.73%
Financials	15.15%
Communication Services	14.64%
Consumer Discretionary	11.95%
Healthcare	9.49%
Industrials	2.37%
Energy	1.85%
Utilities	0.00%
Materials	0.00%
Net Cash <sup>1</sup>	2.99%

**AVERAGE ANNUAL TOTAL RETURNS<sup>2</sup>**



**HYPOTHETICAL GROWTH OF \$10,000 SINCE INCEPTION<sup>2,3</sup>**



<sup>3</sup>A hypothetical \$10,000 investment in the Fund at inception on 9/3/04\* would have been worth \$30,395.45 on 12/31/19. All returns include change in share prices, and reinvestment of any dividends and capital gains distributions. This chart does not imply future performance.

**TOP 10 HOLDINGS**

Mastercard, Inc.	11.81%
Apple Inc.	9.29%
LVMH Moët Hennessey Louis Vuitton	4.43%
The Estée Lauder Companies, Inc.	4.08%
Diageo Plc. ADR	4.00%
The Walt Disney Company	3.81%
Alphabet, Inc. Class A	3.71%
Alphabet, Inc. Class C	3.71%
Bank of America Corporation	3.48%
Nike, Inc.	3.21%

**FUND FACTS**

Ticker	MUNDX
CUSIP	62613P202
Inception Date	9/3/2004
Total Holdings	34
2019 Portfolio Turnover	9.14%
Net Assets (millions)	\$25.29
Total Expense Ratio	1.51%

No sales loads or distribution fees.